



enLighten

UP TO

95%

ENERGY SAVINGS

75W - 400W HID replacement

Vico 2

Low power option & LiFePO4 battery

The Vico LED batten offers a quality T8 or T5 fluorescent batten replacement that will last for many years. It uses a series of quality Samsung LED modules that provide industry leading efficacy of up to 147 lumens per watt.

The Vico is a key member of enLighten's range of intelligent LED lighting solutions for long lit low occupancy spaces, with a range that includes 2ft (600mm) 16W & 4ft (1200mm) 22W/30W.



(DALI-2 available in non-emergency models only)

OPTIONS AND BENEFITS

- **Emergency & non-emergency** options available
- **Microwave sensor option** to maximise energy savings
- **Ease of installation** with screwless gear tray and large terminal blocks
- **2ft and 4ft** options available
- **Environmentally friendly & stable** LiFePO4 battery
- **Control Options** - DALI-2 (non-emergency only)
- **IP66** - Ingress protection
- **IK10** - Highest level of impact resistance
- **Expected life >160,000hrs @L70** delivered by high quality LEDs
- **High luminaire efficacy** of up to 147Lm/W
- **5 year warranty** (2 years for battery)

APPLICATIONS



CORRIDORS



FIRE STAIRS



PLANT ROOMS



LARGE RETAIL



STORE ROOMS



UNDERCOVER CARPARKS

FEATURES



EMERGENCY



IMPACT RATING



INGRESS PROTECTION



MICROWAVE MOTION SENSOR



SAFETY COMPLIANCE




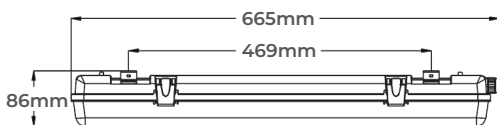
YEAR WARRANTY

PRODUCT RANGE


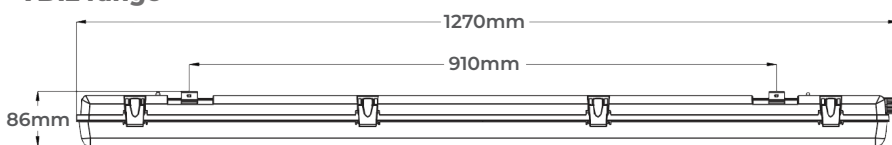
Model #	Description	Lumens (lm) Full light	Rated Power (W)	
			Full light	Standby
VB06-850	600mm 16W	2215	16W	N/A
VB06S-850	600mm 16W with MW sensor	2215	16W	5W
VB06E-850	600mm 16W emergency	2215	16W	N/A
VB06ES-850	600mm 16W emergency with MW sensor	2215	16W	5W
VB06-850-D	600mm 16W with DALI-2 driver	2215	16W	N/A
VB12LP-850	1200mm 22W	3290	22W	N/A
VB12SLP-850	1200mm 22W MW sensor	3290	22W	6W
VB12ESLP-850	1200mm 22W emergency with MW sensor	3290	22W	6W
VB12LP-850-D	1200mm 22W with DALI-2 driver	3290	22W	N/A
VB12-850	1200mm 30W	4220	30W	N/A
VB12S-850	1200mm 30W with MW sensor	4220	30W	7W
VB12E-850	1200mm 30W emergency	4220	30W	N/A
VB12ES-850	1200mm 30W emergency with MW sensor	4220	30W	7W
VB12-850-D	1200mm 30W with DALI-2 driver	4220	30W	N/A

DIMENSIONS

VB06 range



VB12 range



TECHNICAL INFORMATION

Optical

Light source	LEDs
Lumen output	2215 - 4220 lumens
CRI	Ra >80
CCT	4000K, 5000K

Electrical

Power consumption	16W - 30W full light output
Operating frequency	50/60Hz
Operating voltage range	220- 240V AC

Emergency light

Battery rating	6.4V 3300 mAh LiFePO4
Discharge time	90 minutes

Environmental

IP rating	IP65
Impact rating	IK10
Weight	600mm - 1.8kg, 1200mm - 2.9kg
Ambient temperature range	-25°C to +40°C (non-emergency) 1°C to +40°C (emergency models)

Material Composition (body)	Polycarbonate, UV stabilised
Material Composition (diffuser)	Polycarbonate, UV stabilised

Controls - Optional

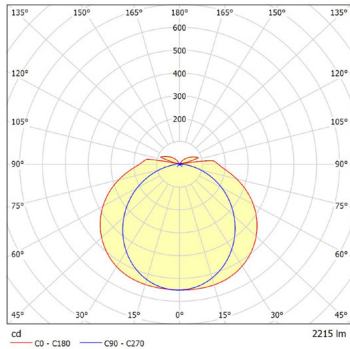
	Integrated microwave motion sensor DALI-2 (only non-emergency models)
Microwave sensor range	360 deg; max 8m (adjustable)
Microwave sensor operating interval	5 sec to 10 min (default setting 30 sec)

Warranty*

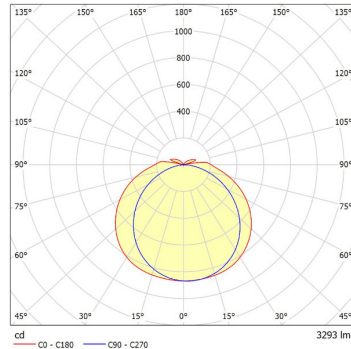
5 years (battery 2 years)

Data subject to change without notice
* Refer to warranty policy

PHOTOMETRICS



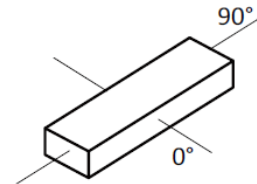
Model: VB06




Model: VB12

EMERGENCY CLASSIFICATION

Model#	C0	C90
VB06ES	D80	D32
VB12ESLP / VB12ES	D63	D40



MOUNTING OPTIONS



Fast Fit wall bracket

The Fast Fit wall bracket enables the batten to be mounted against walls in tunnel projects.



Quick mount hook


Through enLighten's patented mounting hook, a quick and safe securing method allows the batten to be mounted to Unitstrut.



Scaffolding bracket


A similar design to enLighten's Quick mount hook, it has been optimised for mounting on pipes and scaffolding.

CONDUIT ENTRY AND TERMINAL BLOCKS



Conduit Entry

Additional cable entry points on the side and underneath the batten for easier access.



Terminal Block

Featuring larger terminal blocks on the base of fitting. These are located at both the centre and end of the fitting for flexibility when installing.

CONTROL OPTIONS

Optional microwave sensor enables the light fitting to operate on a standby level of light output (20%) in both non-emergency and emergency models. On detection of movement, the light will switch to full power (100%) before returning to standby light output, after a set period of time, i.e. 5s, 30s, 3min, 10min. The fittings can then switch off after 90s/3mins or remain on standby.

COMPLIANCE

The Vico batten range meets or exceeds all relevant standards and regulatory requirements. For a full compliance and testing list visit www.enlighten.com.au. IES files, warranty, installation and product guides are also available for download. Sold nationally through major electrical wholesalers



